








## 🎨 Year 1 Home Learning Project: Toys Through Time 🎨

**Date Set:** 26th November 2025

**Due In:** Monday 8th December 2025

Let's get creative! This half term, our topic is **Toys through Time** and we can't wait to see your imagination come to life. You can choose one (or more!) of the fun projects below — or invent your own idea linked to toys!

### 🧸 Project Choices — Pick Your Favourite(s)!

 <b>Design &amp; Describe</b>	 <b>Material Hunt</b>	 <b>Invent a Toy</b>
<p>Make a colourful poster about your favourite toy. What is it made from? Why do you love it? Don't forget to draw and label it!</p>	<p>Explore your home and collect different materials. What are they like? How are they made? Show your findings in a poster, mind map or bullet points.</p>	<p>Build your own toy using recyclable materials! Can you explain how it works and how to play with it? What is it made from?</p>
 <b>Lost Toy Story</b>	 <b>Royal Portrait</b>	 <b>Toys from the Past</b>
<p>Pretend you're a lost toy like 'Old Bear'. Write a short story about how you feel and how you might be rescued. Who will save you?</p>	<p>Draw or paint a portrait of <b>King Charles III</b>. Use your best observation skills and any materials you like (mixed media)!</p> 	<p>Chat with a grandparent or older relative. What toys did they play with? How are they different from yours? Draw and label or write about what you discover.</p>

### 📅 Important Dates

- **Bring your project to school by: Monday 8th December**
- **Communication Week: Starting 8th December** – children will present their projects in class!
- **Parent Project Viewing: Thursday 12th December at 3pm** – come and celebrate your child's creativity!

💡 If you have any questions, feel free to speak to your class teacher. We can't wait to see your amazing projects! Mr Coakes, Miss Collis, Miss Plumb, Mrs Dighton & Mrs Preston